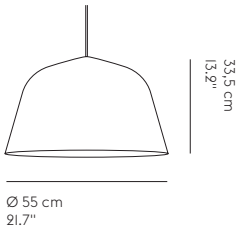
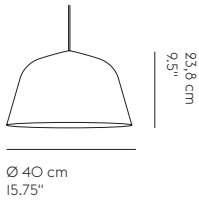
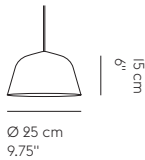


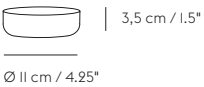


AMBIT PENDANT LAMP - US VERSION

TAF STUDIO ON THE DESIGN "What defines our attraction to shapes? With the Ambit Pendant Lamp, we wanted to explore form and proportions in a thorough and meticulous way. We discovered a unique dynamic between linear and rounded shapes that gives the lamp its unique outline, making the Ambit Pendant Lamp a timeless design that you'll never grow tired of while its handspun aluminum material and contrasting white inner makes for an elegant touch."



CEILING CAP



Ø40 & Ø25



Ø55 & Ø16,5



DESIGNED BY / YEAR OF DESIGN

TAF Studio / 2015

ABOUT THE DESIGNER

TAF Studio is a Stockholm-based design and architecture studio making international headlines within product and interior design.

CATEGORY

Pendant lamp

ENVIRONMENT

Indoor

DESCRIPTION

Embodying the values of Scandinavian design, the Ambit Pendant Lamp is as timeless as it is contemporary. Made of hand-spun aluminum that has been hand-painted, the Ambit Pendant Lamp has a white interior to heighten contrasts of its outside shade and enhance the light omitted.

PRODUCTION PROCESS

Made from old brazier traditions, the lamp shade is press spun by hand. Hereafter, the lamp shade is polished and painted by hand.

MATERIAL

Aluminum lamp shade and rubber cord.

CORD LENGTH

400 cm / 157,5"

BULB INCLUDED

No

CEILING CAP INCLUDED

Yes - White

DIMMABLE FUNCTION

Yes, if dimmable bulb is used.

CLEANING AND CARE

Clean the lamp with a soft dry cloth. Always switch off the electricity before cleaning.



AMBIT PENDANT LAMP – US VERSION

GENERAL STANDARDS & CERTIFICATES

Conforms to UL STD. I598
Certified to CSA STD. C22.2 NO.250.0



LAMP RATING Ø55

Voltage	120V
Frequency	50/60Hz
IP Rating	IP20
Socket	1 x E26 Max. 60W; incandescent lamp; Type A Max. 13W; self-ballasted CFL Max. 11W; self-ballasted LED bulb

BULB RECOMMENDATION Ø55

Lamp base	E26
Dimensions	Ø60 X 110 mm
Light source shape	A60
Light output	1000 - 2000 lm
Color temperature	2700 K
CRI	>80
Light source type	Halogen /LED frosted

LAMP RATING Ø40

Voltage	120V
Frequency	60Hz
IP Rating	IP20
Socket	1 x E26 Max. 60W; incandescent lamp; Type A Max. 13W; self-ballasted; CFL Max. 11W; self-ballasted LED lamp

BULB RECOMMENDATION Ø40

Lamp base	E26
Dimensions	Ø60 X 110 mm
Light source shape	A60
Light output	1000 - 2000 lm
Color temperature	2700 K
CRI	>80
Light source type	Halogen /LED frosted

LAMP RATING Ø25

Voltage	120V
Frequency	60Hz
IP Rating	IP20
Socket	1 x E12 Max. 60W; incandescent lamp; Type G Max. 13W; self-ballasted; CFL Max. 11W; self-ballasted LED lamp

BULB RECOMMENDATION Ø25

Lamp base	E12
Dimensions	Ø45 X 85 mm
Light source shape	P45
Light output	400 - 600 lm
Color temperature	2700 K
CRI	>80
Light source type	Halogen / LED frosted

LAMP RATING Ø16.5

Voltage	120V
Frequency	60Hz
IP Rating	IP20
Socket	1 x GX53 Max. 12W; self-ballasted LED bulb

BULB RECOMMENDATION Ø16.5

Lamp base	GX53
Dimensions	Ø74 X 30 mm
Light source shape	Disc
Light output	300 - 500 lm
Color temperature	2700 K
CRI	>90
Light source type	LED frosted

MUUTO